

6352 COVERED HOPPER

This 6,352 cubic feet capacity covered hopper car has a curve sided design with two compartments and gravity outlet gates specifically designed for dried distillers grain (DDG). This car features the robust strength provided by a through center sill. This covered hopper comes equipped with a continuous trough hatch and gravity outlet gates. Various roof hatch configurations and outlet gates are available.



THE GREENBRIER COMPANIES
One Centerpointe Drive, Suite 200
Lake Oswego, Oregon 97035
sales.info@gbx.com

DIMENSIONS (APPROX.)

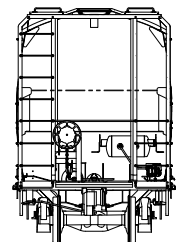
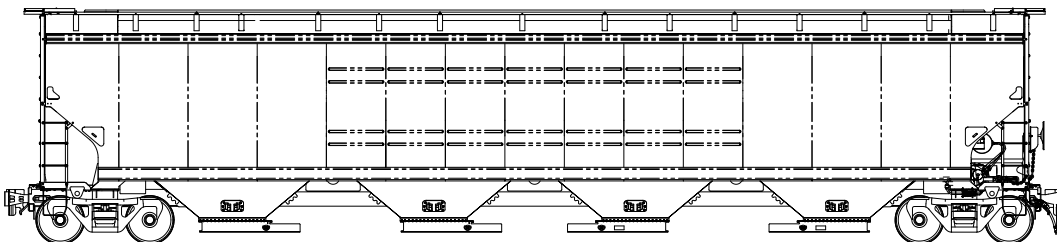
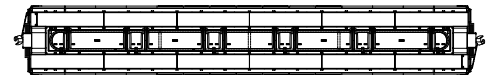
Length, inside	63'-4 1/8"
Length, over couplers	68'-6"
Height, inside	N/A
Height, extreme	15'-6"
Clearance	AAR Plate C
Width, inside	N/A
Width, extreme	10'-7"
Door opening, width	N/A
Height, top of rail to threshold	N/A

WEIGHT/CAPACITY (EST.)

Light weight	67,500 lbs.
Load limit	218,500 lbs.
Gross rail load	286,000 lbs.
Capacity	6,352 cu. ft.

CURVE NEGOTIABILITY RADIUS

Uncoupled	180'
Coupled to base car	275'
Coupled to like car	275'



These general dimensions are representative and subject to change without notice.