

## 6580 COVERED HOPPER

This 6,580 cubic feet capacity covered hopper car has a curve sided design with two compartments and gravity outlet gates specifically designed for dried distillers grain (DDG). This car features the robust strength provided by a through center sill. This covered hopper comes equipped with a continuous trough hatch and gravity outlet gates. Various roof hatch configurations and outlet gates are available.

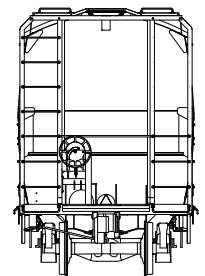
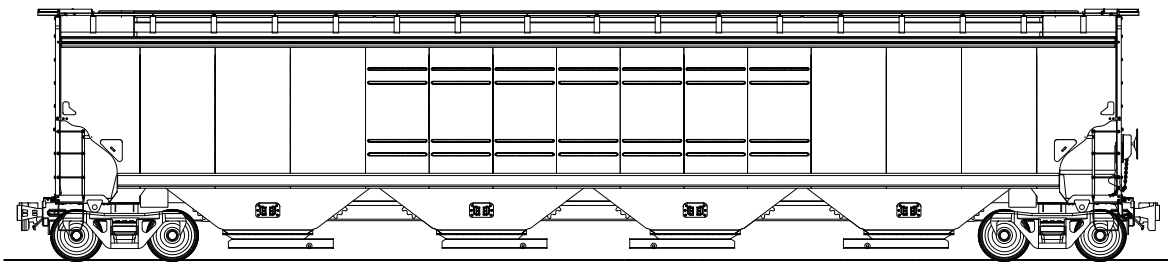
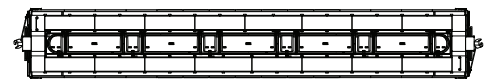


**THE GREENBRIER COMPANIES**  
One Centerpointe Drive, Suite 200  
Lake Oswego, Oregon 97035  
sales.info@gbrx.com

DIMENSIONS (APPROX.)	
Length, inside	56'-5 1/2"
Length, over couplers	69'
Height, inside	N/A
Height, extreme	15'-6"
Clearance	AAR Plate C
Width, inside	N/A
Width, extreme	10'-7"
Door opening, width	N/A
Height, top of rail to threshold	N/A

WEIGHT/CAPACITY (EST.)	
Light weight	68,200 lbs.
Load limit	217,800 lbs.
Gross rail load	286,000 lbs.
Capacity	6,580 cu. ft.

CURVE NEGOTIABILITY RADIUS	
Uncoupled	180'
Coupled to base car	275'
Coupled to like car	275'



*These general dimensions are representative and subject to change without notice.*