

20,500 Gallon DOT 111 Tank Car

This 20,500 gallon coiled and insulated tank car has been designed with a 286,000 lbs gross rail load and meets the DOT 111A100W1 specification for the transportation of various DOT regulated commodities. This car comes equipped with ½ inch full height head shields as well as 9 MPH roll over top fittings protection. Various options for loading/unloading valve configurations are available depending on the service requirements.



THE GREENBRIER COMPANIES
One Centerpointe Drive, Suite 200
Lake Oswego, Oregon 97035
sales.info@gbrx.com

DIMENSIONS (APPROX.)

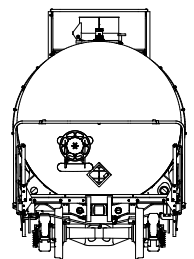

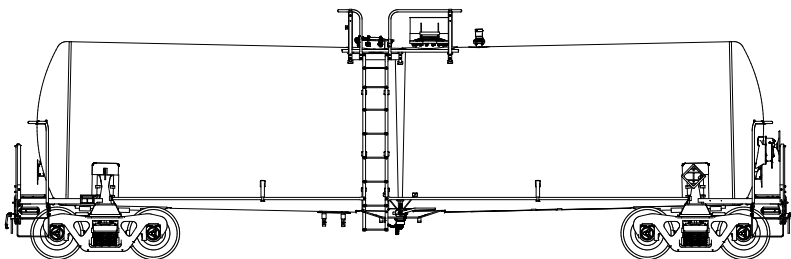
Length over truck centers	35'-9"
Height, extreme	15' 7/8"
Width, extreme	10'-6 7/8"
Tank, outside diameter	9'-3 1/8"
Tank, outside length	43'-3 3/4"
Length over pulling faces	49'-3 1/2"
Clearance	AAR Plate B

WEIGHT/CAPACITY (EST.)

Capacity	20,500 gal.
Light weight	72,500 lbs.
Load limit	213,500 lbs.
Gross rail load	286,000 lbs.

CURVE NEGOTIABILITY RADIUS

Uncoupled	150'
Coupled to like car	174'
Coupled base car	173'



These general dimensions are representative and subject to change without notice.