

13,900 Gallon DOT 111 Tank Car

This 13,900 gallon tank car is non-insulated, non-coiled and built to operate at 263,000 lbs gross rail load for the transportation of sulfuric acid. This tank car meets DOT 111A100W2 specifications. Various options for loading/unloading valve configurations are available depending on the service requirements.



THE GREENBRIER COMPANIES

One Centerpoint Drive, Suite 200
Lake Oswego, Oregon 97035

info@gbx.com

DIMENSIONS (APPROX.)

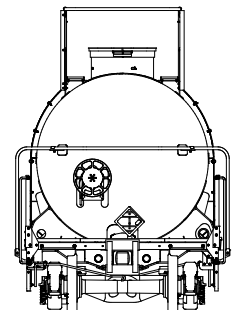
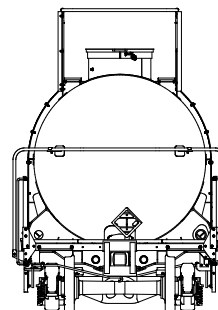
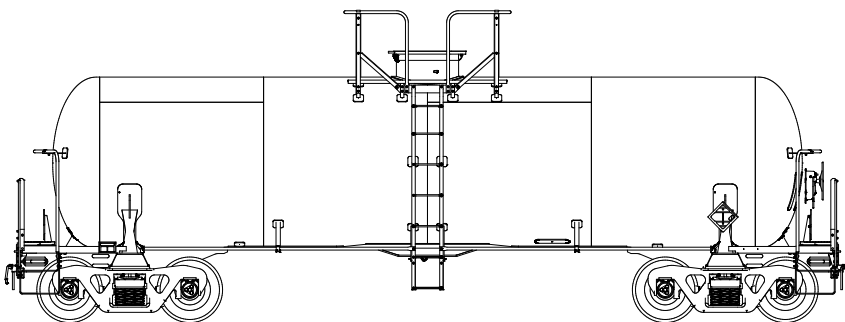
Length over truck centers	28'-11"
Height, extreme	15' 7/8"
Width, extreme	10'-5"
Tank, outside diameter	8'-4 1/8"
Tank, outside length	36'-4 3/4"
Length over pulling faces	42'-5 1/2"
Clearance	AAR Plate B

WEIGHT/CAPACITY (EST.)

Capacity	13,900 gal.
Light weight	56,290 lbs.
Load limit	206,710 lbs.
Gross rail load	263,000 lbs.

CURVE NEGOTIABILITY RADIUS

Uncoupled	150'
Coupled to like car	150'
Coupled base car	153'



These general dimensions are representative and subject to change without notice.