

25,600 Gallon DOT 117 Tank Car

This 25,600 gallon coiled and insulated tank car has been designed with a 286,000 lbs gross rail load and meets the DOT 117J100W specification for the transportation of various flammable commodities. This car comes equipped with ½ inch full height head shields as well as 9 MPH roll over top fittings protection. The car is completely covered with 3 ½ inch thick ¾ lb per cubic foot fiberglass insulation bonded to a ½ inch thick 4 ½ lb per cubic foot thermal ceramic blanket. Various options for loading/unloading valve configurations are available depending on the service requirements.



THE GREENBRIER COMPANIES
One Centerpointe Drive, Suite 200
Lake Oswego, Oregon 97035
sales.info@gbrx.com

DIMENSIONS (APPROX.)

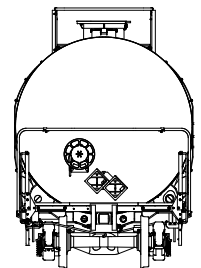
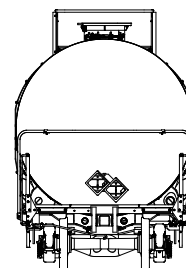
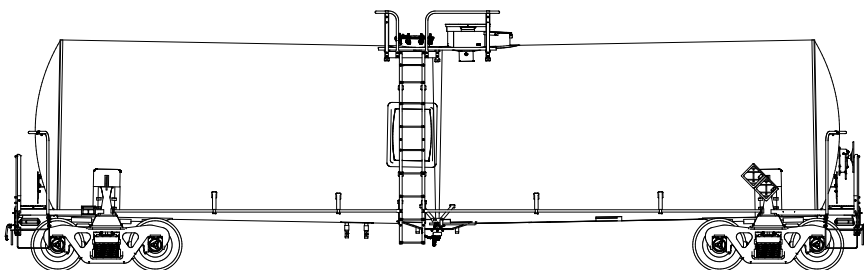
Length over truck centers	39'-6 1/2"
Height, extreme	15'-6"
Width, extreme	10'-7 15/16"
Tank, outside diameter	9'-10 3/4"
Tank, outside length	47'-3 3/4"
Length over pulling faces	53'-1"
Clearance	AAR Plate C

WEIGHT/CAPACITY (EST.)

Capacity	25,600 gal.
Light weight	87,750 lbs.
Load limit	198,250 lbs.
Gross rail load	286,000 lbs.

CURVE NEGOTIABILITY RADIUS

Uncoupled	150'
Coupled to like car	190'
Coupled base car	189'



These general dimensions are representative and subject to change without notice.