

33,700 Gallon DOT 112 Tank Car

This 33,700 gallon tank car is built to meet DOT 112J340W specifications and to operate at a 263,000 lbs gross rail load for the transportation of liquefied petroleum gas (LPG). The car is equipped with a 20-inch manway nozzle and an internal tank test pressure of 340 psi. Top fittings may consist of two 2-inch angle valves for liquid, one 2-inch angle valve for vapor, a pressure relief valve, a thermowell, a sample line, and a magnetic gauging device.

DIMENSIONS (APPROX.)

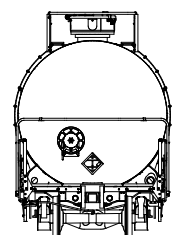
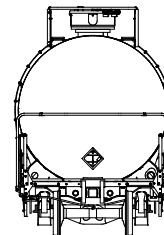
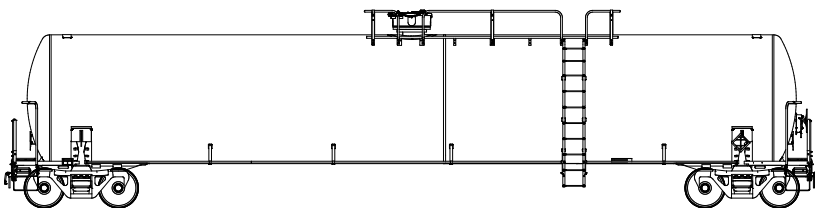
Length over truck centers	52'
Height, extreme	15' -6"
Width, extreme	10' -8"
Tank, outside diameter	10'
Tank, outside length	60'-4"
Length over pulling faces	65'-6 1/2"
Clearance	AAR Plate C

WEIGHT/CAPACITY (EST.)

Capacity	33,700 gal.
Light weight	100,600 lbs.
Load limit	162,400 lbs.
Gross rail load	263,000 lbs.

CURVE NEGOTIABILITY RADIUS

Uncoupled	180'
Coupled to like car	244'
Coupled base car	241'



THE GREENBRIER COMPANIES

One Centerpointe Drive, Suite 200
Lake Oswego, Oregon 97035

info@gbrx.com

These general dimensions are representative and subject to change without notice.