

30,600 Gallon DOT 117 Tank Car

This 30,600 gallon non-coiled and non-insulated tank car has been designed with a 286,000 lbs gross rail load and meets the DOT 117J100W specification for the transportation of ethanol, diesel, jet fuel and other like commodities. This car comes equipped with ½ inch full height head shields as well as 9 MPH roll over top fittings protection. The car is completely covered with 0.52 inch thick 4.8 lb per cubic foot thermal ceramic blanket. Various options for loading/unloading valve configurations are available depending on the service requirements.

DIMENSIONS (APPROX.)

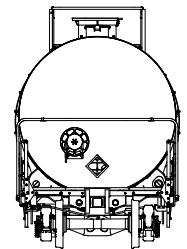
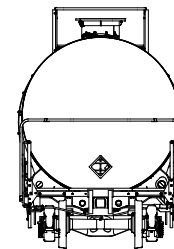
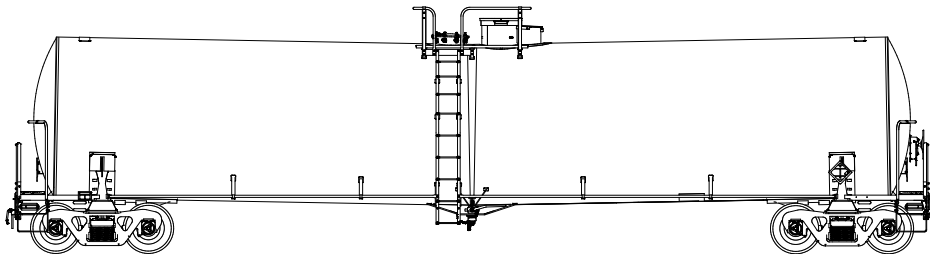
Length over truck centers	46'-7 1/2"
Height, extreme	15'-5 5/8"
Width, extreme	10'-7 15/16"
Tank, outside diameter	10'-7 15/16"
Tank, outside length	54'-0 11/16"
Length over pulling faces	59'-10"
Clearance	AAR Plate C

WEIGHT/CAPACITY (EST.)

Capacity	30,600 gal.
Light weight	90,100 lbs.
Load limit	195,900 lbs.
Gross rail load	286,000 lbs.

CURVE NEGOTIABILITY RADIUS

Uncoupled	180'
Coupled to like car	221'
Coupled base car	219'



THE GREENBRIER COMPANIES

One Centerpointe Drive, Suite 200
Lake Oswego, Oregon 97035

info@gbrx.com

These general dimensions are representative and subject to change without notice.