

52' 3267 cu. ft. Mill Gondola

These gondolas feature an open-top, solid-bottom design with fixed ends. Built to AAR standards, it combines lightweight, durable construction with reinforced steel components for long-term reliability. Equipped with a dual-capacity air brake system and AAR-standard trucks and wheels, it ensures safe, efficient handling of bulk commodities.

DIMENSIONS (APPROX.)

Length, inside	52'-6"
Length, over couplers	57'-9 ½"
Width, inside	9' 8"
Width, extreme	10'-6 ¾"
Height, inside	6'-5 ¼"
Height, extreme	10'-1 ¼"
Clearance	AAR Plate C

WEIGHT/CAPACITY (EST.)

Light weight	70,700 lbs.
Load limit	215,300 lbs.
Gross rail load	286,000 lbs.
Capacity	3,267 cu. ft.

CURVE NEGOTIABILITY RADIUS

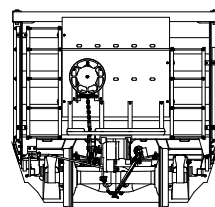
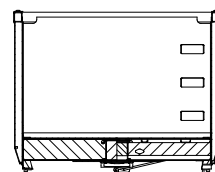
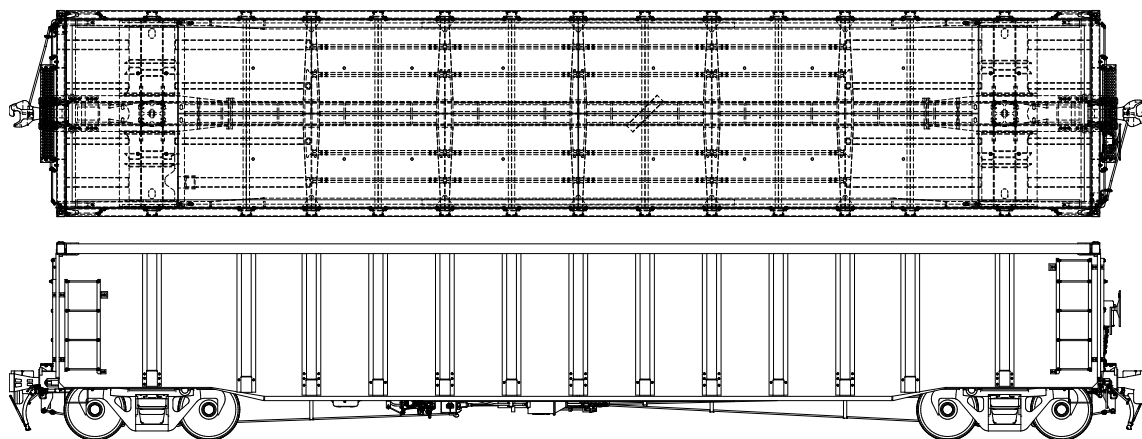
Uncoupled	150'
Coupled to base car	216'
Coupled to like car	218'



THE GREENBRIER COMPANIES

One Centerpoint Drive, Suite 200
Lake Oswego, Oregon 97035

info@gbx.com



These general dimensions are representative and subject to change without notice.